

Unit 1 How can I get there?


PEP 六年级上册

Part A

建议2个课时完成



话题导入



课时 1

Let's try & Let's talk



Let's try



Wu Yifan and Robin are looking at some robots.

Listen and tick.

1. Where are they?

In the museum.

In the bookstore.

2. Is Grandpa there?

Yes, he is.

No, he isn't.



知识讲解



讲解来自《点拨》



知识点 1

听前预测法

在听录音之前，快速浏览题干及选项，根据题干及选项的内容对听力材料的大意进行预测，从而把握听力材料的内容，做到心中有数，在听的过程中做到有的放矢，提高答题的正确率。



知识讲解



Let's try中第1题是问“他们在哪儿？”，根据题目中“吴一凡和罗宾在看机器人”可预测可能是“在博物馆里”，所以在听的时候，重点听材料中是否有“museum”。第2题问“爷爷在那儿吗？”，根据题目中“吴一凡和罗宾在看机器人”可预测“爷爷可能不在那儿”，所以在听的时候，重点听有关“Grandpa”的信息，验证预测是否正确。



Let's talk

Wu Yifan: Robin, where is the museum shop?

I want to buy a postcard.

Robin: It's near the door.

Wu Yifan: Thanks. Where is the post office? I want
to send it today.

Robin: I don't know. I'll ask. Excuse me, sir .


Man: Wow! A talking robot! What a great museum!

Robin: Where is the post office?

Man: It's next to the museum.

Robin: Thanks.

Where is the museum shop/ post office?



Let's talk



Talk about the places in your city/town/village.

Is there a ...?

Where is it?

It's near /next to /behind...

park library zoo

post office

school

museum



知识讲解



讲解来自《点拨》



知识点 2

重点

...where is the museum shop?

博物馆的商店在哪儿?



考向 用法及答语：该句用于问路，是一个由where引导的特殊疑问句。where是副词，意为“在哪里”，用来询问地点，通常位于句首。它的基本句型是：

问句：Where be + 地点名词？

答语：It's/They're + 表示位置的介词(短语) + 地点。

在口语中，只用表示地点的介词短语回答也可以。



知识讲解



讲解来自《点拨》

例句：—Where is the park? 公园在哪儿？

—It's near the museum. 在博物馆附近。



典例


争当小导游：Tom 第一次来你们学校，快来帮他介绍一下学校场所吧！

—Excuse me! Where is the library?

—It's in the center of the school.

—Thanks. And _____ the teachers' offices?

—They are near the library.



知识讲解



讲解来自《点拨》



知识点 3

I want to buy a postcard.

我想去买张明信片。



考向1

want: 意为“想要”，它后面可以直接跟名词，表示“想要某物”。

例句: I want an apple. 我想要一个苹果。



考向2

want构成的固定短语: want to后面跟动词原形，表示“想要做某事”。

例句: They want to go to the zoo. 他们想去动物园。



知识讲解



讲解来自《点拨》

易错点
提示

当主语是I, we, they或复数名词时，需用原形want；当主语是he, she, it或单数名词时，需用第三人称单数形式wants。

例句：He wants a red T-shirt.

他想要一件红色T恤衫。

My father wants to play football.

我爸爸想去踢足球。



知识讲解



讲解来自《点拨》



知识点 4

What a great museum!

多棒的一个博物馆呀!

这是由what引导的感叹句的省略句，其完整形式应为“**What a great museum it is!**”。感叹句的常用句型为：



考向1

What + a/an + 形容词 + 可数名词单数!

例句：What an interesting book!

多有趣的一本书啊!



知识讲解



讲解来自《点拨》

考向2

**What + 形容词 + 可数名词复数或
不可数名词!**

例句: What nice flowers!

多好看的花呀!

What delicious bread!

多好吃的面包呀!



知识讲解



讲解来自《点拨》

★ 拓展

How + 形容词/副词!

例句: How great! 多棒啊!

How fast! 多快呀!

有时感叹句也可以由一个单词或词组构成。

例句: Good idea! 好主意!

Wonderful! 太精彩了!

Thank goodness! 谢天谢地!



Pairwork



同桌两人结对练习对话。

Is there a...? Where is it?

It's near/next to/behind ...



当堂检测



习题来自《点拨》

一、单项选择。


1. I want A football.

A. to play B. play C. playing

2. Look! This is a B doll.

A. sing B. singing C. sings

点拨：doll是名词，所以需要动词sing的-ing形式作定语来修饰doll，说明它的特征。



当堂检测



习题来自《点拨》

3. **B** good girl!

A. What

B. What a

C. What an

点拨：此句为感叹句，句型为：What + a/an + 形容词 + 可数名词单数！



当堂检测



习题来自《点拨》

二、根据汉语补全句子。

1. 我们想要去看机器人。

We want to look at the robots.

2. 多干净的水呀!

What clean water!



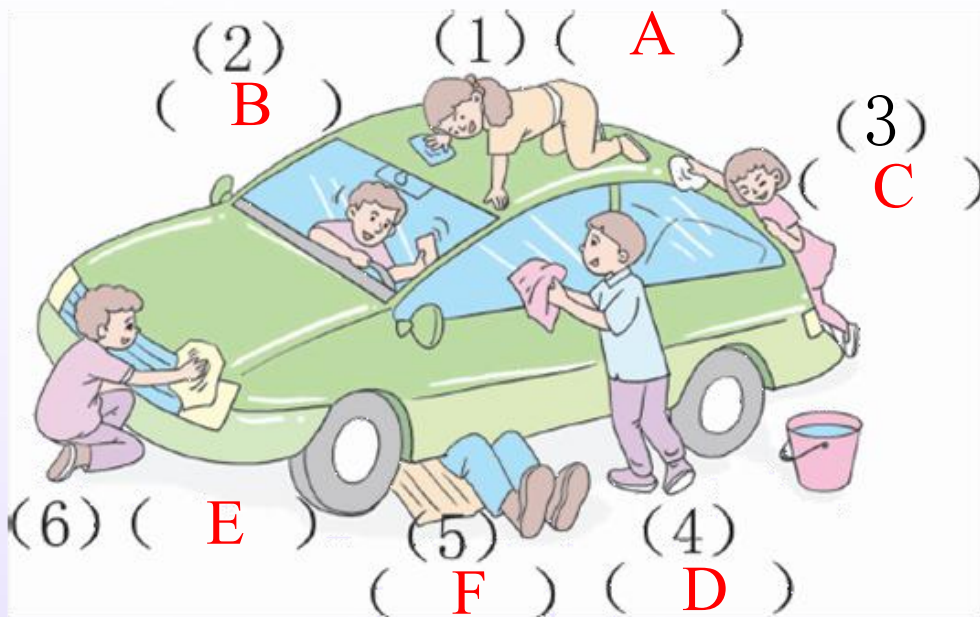
当堂检测



习题来自《点拨》

三、擦车比赛：方位介词选一选。

A. on B. in C. behind D. next to E. in front of F. under



课堂小结



本节课我们学习了以下知识，请同学们一定加强巩固，以便能和同学们进行灵活交流哦！

重点词汇： science, museum, bookstore, cinema

重点句式： —Where is the post office?

—It's next to the museum.



课后作业



1 熟记本节课所学的四会句型、短语和单词，
必须会听、说、读、写。

2 将Let's talk的对话朗读流利。



听力原文



Wu Yifan and Robin are looking at some robots. Listen and tick.

Wu Yifan: These robots are so cool! I love this museum!

Robin: Me too! Don't forget to buy some gifts for Grandpa.

Wu Yifan: I know. But I really need to go to the bathroom.

Where is it?

Robin: It's on the second floor.

Wu Yifan: OK, thanks.



THANK YOU!



Unit 1 How can I get there?

PEP 六年级上册

Part A



课时 1

Let's try & Let's talk



课后作业



习题源于《典中点》

一、判断下列图片和句子是(T)否(F)相符。

(F) 1. This is a museum.




(F) 2. I want to buy a postcard.



(T) 3. It's a robot.



(T) 4. There is a post office.











课后作业



习题源于《典中点》

二、将下列图片中的动物或者物体与它所属的位置连线。

1.  2.  3.  4. 

A.  B.  C.  D. 

Red lines connect the items to their locations: 1 to A, 2 to B, 3 to D, and 4 to C.



课后作业



习题源于《典中点》

三、单项选择

(A) 1. _____ a great museum!

A. What B. Where C. How

(C) 2. I want _____ to the park this weekend.

A. go B. goes C. to go

点拨: want to do sth. 想要做某事, 为固定搭配。

(A) 3. The hospital is next _____ the museum.

A. to B. at C. on

点拨: next to 在.....旁边。



课后作业



习题源于《典中点》

(B) 4. — _____ is the post office?

—It's over there.

A. What B. Where C. How

点拨：根据答句可知问句问的是地点，提问地点用where。

(C) 5. —Is there a park near here? — _____

A. Yes, it is. B. No, there is. C. Yes, there is.



课后作业



习题源于《典中点》

四、情景交际。从方框中选出正确的答语。

(B) 1. Where's the library?

(A) 2. Is your sister there?

(D) 3. Is there a park near your school?

(C) 4. Where are they?

A. No, she isn't.

B. It's near the museum.

C. They are in the library.

D. No, there isn't.



课后作业



习题源于《典中点》

五、连词成句。

1. Where, the, school, is (?)

Where is the school?

2. the, It's, next, museum, to (.)

It's next to the museum.

3. buy, want, a, I, to, postcard (.)

I want to buy a postcard.



THANK YOU!

